

Rashtriya Shikshan Sanstha, Lakhani.
Samarth Mahavidyalaya, Lakhani

Online Feedback Form

Instructions to fill the feedback

- All questions should be compulsorily attempted.
- Each question has four responses, choose the most appropriate one.
- The response to the last question no. is student's suggestions about improvement in the overall services of the college.

(Tick (✓) which is applicable)

Faculty : Arts - Commerce - Science -
Gender : Male - Female -

Qu. 1 : Which of the following encourage you to take admission in this college.

- Ex-student experience By knowing reputation of the college
 Because of nearer to your location Parent decision

Qu. 2 : Do you familiar with the infrastructural facilities available in college campus.

(For ex. Gym, playground, laboratories, ICT room, Library reading room, class room, drinking water, facility for Diwyang students, Canteen, Toilets, etc.)

- All Rarely
 Some extent Not at all

Qu. 3 : Does the college communicate the various schemes regarding students welfare to you.

- Regularly Offenly
 Some times Not at all

Qu. 4 : Do you satisfy with sports and games facilities available in the college.

- Always Not interested in sports / games
 To some extent Not at all

Qu. 5 : Does the physical education teacher encourage you for the participation in sports / games activities and various competitions.

- Always Do not communicate
 Some times Rarely

Qu. 6 : Do you avail the library services ?

- Always Sometimes
 Not at all Rarely

Qu. 7 : Does the library and its services are

- Good Excellent
 Required improvement Marginal


Dr. D. D. Kapse
Off. Principal
Samarth Mahavidyalaya, Lakhani
Distt. Bhandara, 441804

Qu. 8 : Are you satisfied with the services rendered by office and its staff to you.

- Always To some extent
 Not confirmed Not at all

Qu. 9 : Do the office staff members having soft attitude towards the students.

- Always cooperative To some extent
 Not confirmed Not at all

Qu. 10 : Which of the following activities of the college do you participate ?

- NCC NSS
 Cultural Sports and Games Not at all

Qu. 11 : Which one of the following you most like about the college.

- College infrastructure Teaching method
 Friendly environment All the above

Qu. 12 : To whom you like to contact first to solve your problems.

- Principal Office staff
 Teachers Colleagues

Qu. 13 : How much of the syllabus covered in the class room teaching ?

- 70 to 100 % 30 to 50 %
 50 to 70 % Below 30 %

Qu. 14 : How well did the teachers prepare for the class room teaching ?

- Thoroughly Satisfactorily
 Poorly Won't teach at all

Qu. 15 : How well were the teachers able to communicate ?

- Always effective Sometimes effective
 Just satisfactorily Very poor communication

Qu. 16 : The teacher's approach to teaching can best be described as

- Excellent Good
 Fair Poor

Qu. 17 : Was your performance in assignments discussed with you ?

- Every time Usually
 Rarely Never

Qu. 18 : The institute takes active interest in promoting internship, student exchange, field visit opportunities for students.

- Every time Usually
 Rarely Never


Co-ordinator
IQAC

Internal Quality Assurance Cell
Samarth Mahavidyalaya Lakhani
Distt. - Bhandara.


Dr. D. D. Kapse
Off. Principal
Samarth Mahavidyalaya, Lakhani
Distt. Bhandara, 441804

Qu. 19 : The teaching and mentoring process in your institution facilitates you in cognitive, social and emotional growth.

Significantly

Very well

Moderately

Not at all

Qu. 20 : The institution provides multiple opportunities to learn and grow.

Strongly agree

Agree

Neutral

Disagree

Qu. 21 : Teachers inform you about your expected competencies, course outcomes and programme outcomes.

Every time

Usually

Sometimes

Never

Qu. 22 : Your mentor teacher does a necessary follow-up with an assigned task to you.

Every time

Usually

Rarely

I don't have a mentor

Qu. 23 : The teachers illustrate the concepts through examples and applications while teaching.

Every time

Usually

Rarely

Never

Qu. 24 : The teachers identify your strengths and encourage you with providing right level of challenges.

Fully

Partially

Slightly

Unable to

Qu. 25 : Teachers are able to identify your weaknesses and help you to overcome them.

Every time

Usually

Rarely

Never

Qu. 26 : The institution makes effort to engage students in the monitoring, review and continuous quality improvement of the teaching learning process.

Strongly agree

Agree

Neutral

Disagree

Qu. 27 : The institute / teachers use student centric methods, such as experiential learning, participative learning and problem solving methodologies for enhancing learning experiences.

To a great extent

Moderate

Some what

Not at all

Qu. 28 : Teachers encourage you to participate in extracurricular activities.

Strongly agree

Agree

Neutral

Disagree


Co-ordinator
IQAC

Internal Quality Assurance Cell
Samarth Mahavidyalaya Lakhani
Dist. Bhandara.


Dr. D. D. Kapse
Off. Principal
Samarth Mahavidyalaya, Lakhani
Dist. Bhandara, 441804

Qu. 29 : Efforts are made by the institute / teachers to inculcate soft skills, life skills and employability skills to make you ready for the world of work.

- | | |
|--|-------------------------------------|
| <input type="checkbox"/> To a great extent | <input type="checkbox"/> Moderate |
| <input type="checkbox"/> Very little | <input type="checkbox"/> Not at all |

Qu. 30 : Teachers use ICT tools such as LCD projector, Multimedia, etc. while teaching.

- | | |
|-------------------------------------|-------------------------------------|
| <input type="checkbox"/> Always | <input type="checkbox"/> Rarely |
| <input type="checkbox"/> Some times | <input type="checkbox"/> Not at all |

Qu. 31 : The overall quality of teaching learning process in your institute is very good.

- | | |
|-----------------------------------|-------------------------------------|
| <input type="checkbox"/> Agree | <input type="checkbox"/> Neutral |
| <input type="checkbox"/> Disagree | <input type="checkbox"/> Not at all |

Qu. 32 : Do the teachers take classes according to time table.

- | | |
|------------------------------------|-------------------------------------|
| <input type="checkbox"/> Always | <input type="checkbox"/> Rarely |
| <input type="checkbox"/> Sometimes | <input type="checkbox"/> Not at all |

Qu. 33 : Do the teacher take class according to time schedule allotted.

- | | |
|---------------------------------|-------------------------------------|
| <input type="checkbox"/> Always | <input type="checkbox"/> Sometimes |
| <input type="checkbox"/> Rarely | <input type="checkbox"/> Not at all |

Qu. 34 : Do the teacher conduct regular unit test.


- | | |
|---------------------------------|-------------------------------------|
| <input type="checkbox"/> Always | <input type="checkbox"/> Sometimes |
| <input type="checkbox"/> Rarely | <input type="checkbox"/> Not at all |


Qu. 35 : Do the teacher provide you notes.

- | | |
|-------------------------------------|---|
| <input type="checkbox"/> Almost all | <input type="checkbox"/> On specific topics |
| <input type="checkbox"/> Not at all | <input type="checkbox"/> On examination based |

Qu. 36 : Give three observation / Suggestions to improve the overall teaching – learning experience in your institution.

- 1.
- 2.
- 3.


Dr. D. D. Kapse
Off. Principal
Samarth Mahavidyalaya, Lakhani
Distt. Bhandara, 441804


Co-ordinator
IQAC
Internal Quality Assurance Cell
Samarth Mahavidyalaya Lakhani,
Distt. - Bhandara.

SAMARTH MAHAVIDYALAYA LAKHANI

Student Feed-back - Analysis -

Que 01 - Which of the following encourage you to take admission in this college ?

	Frequency	Percent	Valid Percent	Cumulative Percent
Valid Ex-students experience	63	34.8	34.8	34.8
By Knowing reputation of the college	69	38.1	38.1	72.9
Because of nearer to your location	29	16.0	16.0	89.0
Parent decision	20	11.0	11.0	100.0
Total	181	100.0	100.0	

Que 02 - Do you familiar with the infrastructural facilities available in college campus. (For ex. Gym, playground, laboratories, ICT room, Library reading room, class room, drinking water, facility for Diwyang students, Canteen, Toilets, etc.)

	Frequency	Percent	Valid Percent	Cumulative Percent
Valid Yes. All	106	58.6	58.6	58.6
Rarely	67	37.0	37.0	95.6
Some extent	2	1.1	1.1	96.7
Not at all	6	3.3	3.3	100.0
Total	181	100.0	100.0	

Que 03 - Does the college communicate the various schemes regarding students welfare to you ?

	Frequency	Percent	Valid Percent	Cumulative Percent
Valid Regularly	147	81.2	81.2	81.2
Offenly	9	5.0	5.0	86.2
Some times	24	13.3	13.3	99.4
Not at all	1	.6	.6	100.0
Total	181	100.0	100.0	

Que 04 - Do you satisfy with sports and games facilities available in the college ?

	Frequency	Percent	Valid Percent	Cumulative Percent
Valid Always	102	56.4	56.4	56.4
Not interested in Games / Spots	38	21.0	21.0	77.3
To some extent	18	9.9	9.9	87.3
Not at all	23	12.7	12.7	100.0
Total	181	100.0	100.0	


Co-ordinator
IQAC

Internal Quality Assurance Cell
Samarth Mahavidyalaya Lakhani
Distt. - Bhandara.


Dr. D. D. Kapse
Off. Principal
Samarth Mahavidyalaya, Lakhani
Distt. Bhandara. 441804

Que 05 - Does the physical education teacher encourage you for the participation in sports / games activities and various competitions.

	Frequency	Percent	Valid Percent	Cumulative Percent
Valid Always	113	62.4	62.4	62.4
Do no communicate	24	13.3	13.3	75.7
Some times	32	17.7	17.7	93.4
Rarely	12	6.6	6.6	100.0
Total	181	100.0	100.0	

Que 06 - Do you avail the library services ?


	Frequency	Percent	Valid Percent	Cumulative Percent
Valid Always	102	56.4	56.4	56.4
Some times	70	38.7	38.7	95.0
Not at all	4	2.2	2.2	97.2
Rarely	5	2.8	2.8	100.0
Total	181	100.0	100.0	

Que 07 - Does the library and its services are ...

	Frequency	Percent	Valid Percent	Cumulative Percent
Valid Good	125	69.1	69.1	69.1
Excellent	38	21.0	21.0	90.1
Reqired improvement	12	6.6	6.6	96.7
Marginal	6	3.3	3.3	100.0
Total	181	100.0	100.0	

Que 08 - Are you satisfied with the services rendered by office and its staff to you ?

	Frequency	Percent	Valid Percent	Cumulative Percent
Valid Always	104	57.5	57.5	57.5
Sometimes	71	39.2	39.2	96.7
Not confirmed	3	1.7	1.7	98.3
Not at all	3	1.7	1.7	100.0
Total	181	100.0	100.0	


Co-ordinator
IQAC

Internal Quality Assurance Cell
Samarth Mahavidyalaya, Lakhani
Distt. Bhandara.



Dr. D. D. Kapse
Off. Principal
Samarth Mahavidyalaya, Lakhani
Distt. Bhandara, 441804

Que 09 - Do the office staff members having soft attitude towards the students ?

		Frequency	Percent	Valid Percent	Cumulative Percent
Valid	Always cooperative	113	62.4	62.4	62.4
	To some Extent	26	14.4	14.4	76.8
	Not Confirmed	38	21.0	21.0	97.8
	Not at all	4	2.2	2.2	100.0
	Total	181	100.0	100.0	

Que 10 - Which of the following activities of the college do you participate ?

		Frequency	Percent	Valid Percent	Cumulative Percent
Valid	NCC	13	7.2	7.2	7.2
	NSS	25	13.8	13.8	21.0
	Cultural	21	11.6	11.6	32.6
	Games & Sports	7	3.9	3.9	36.5
	Not at all	115	63.5	63.5	100.0
	Total	181	100.0	100.0	

Que 11 - Which one of the following you most like about the college ?

		Frequency	Percent	Valid Percent	Cumulative Percent
Valid	College infrastructure	30	16.6	16.6	16.6
	Teaching methods	35	19.3	19.3	35.9
	Friendly environment	17	9.4	9.4	45.3
	All the above	99	54.7	54.7	100.0
	Total	181	100.0	100.0	

Que 12 - To whom you like to contact first to solve your problems ?

		Frequency	Percent	Valid Percent	Cumulative Percent
Valid	Principal	13	7.2	7.2	7.2
	Subject Teacher	92	50.8	50.8	58.0
	Office Staff	14	7.7	7.7	65.7
	Colleagues	62	34.3	34.3	100.0
	Total	181	100.0	100.0	

Que 13 - How much of the syllabus covered in the class room teaching ?

		Frequency	Percent	Valid Percent	Cumulative Percent
Valid	70-100 %	123	68.0	68.0	68.0
	50-70 %	50	27.6	27.6	95.6
	30-50 %	8	4.4	4.4	100.0
	Total	181	100.0	100.0	

Que 14 - How well did the teachers prepare for the class room teaching ?

		Frequency	Percent	Valid Percent	Cumulative Percent
Valid	Thoroughly	107	59.1	59.1	59.1
	Satisfactorily	56	30.9	30.9	90.1
	Poorly	17	9.4	9.4	99.4
	Won't teach at all	1	.6	.6	100.0
	Total	181	100.0	100.0	

Que 15 - How well were the teachers able to communicate ?


		Frequency	Percent	Valid Percent	Cumulative Percent
Valid	Always effective	128	70.7	70.7	70.7
	Sometime effective	16	8.8	8.8	79.6
	Just satisfactorily	36	19.9	19.9	99.4
	Very poor experience	1	.6	.6	100.0
	Total	181	100.0	100.0	

Que 16 - The teacher's approach to teaching can best be described as

		Frequency	Percent	Valid Percent	Cumulative Percent
Valid	Excellent	74	40.9	40.9	40.9
	Good	82	45.3	45.3	86.2
	Fair	24	13.3	13.3	99.4
	Poor	1	.6	.6	100.0
	Total	181	100.0	100.0	


Co-ordinator
IQAC

Internal Quality Assurance Cell
Samarth Mahavidyalaya Lakhani
Distt. - Bhandara.


Dr. D. D. Kapse
Off. Principal
Samarth Mahavidyalaya, Lakhani
Distt. Bhandara, 441604

Que 17 - Was your performance in assignments discussed with you ?

		Frequency	Percent	Valid Percent	Cumulative Percent
Valid	Every time	118	65.2	65.2	65.2
	Usually	49	27.1	27.1	92.3
	Rarely	8	4.4	4.4	96.7
	Never	6	3.3	3.3	100.0
	Total	181	100.0	100.0	

Que 18 - The institute takes active interest in promoting internship, student exchange, field visit opportunities for students ?

		Frequency	Percent	Valid Percent	Cumulative Percent
Valid	Every time	90	49.7	49.7	49.7
	Usually	50	27.6	27.6	77.3
	Rarely	18	9.9	9.9	87.3
	Never	23	12.7	12.7	100.0
	Total	181	100.0	100.0	

Que 19 - The teaching and mentoring process in your institution facilitates you in cognitive, social and emotional growth ?

		Frequency	Percent	Valid Percent	Cumulative Percent
Valid	Significantly	80	44.2	44.2	44.2
	Very well	83	45.9	45.9	90.1
	Moderately	13	7.2	7.2	97.2
	Not at all	5	2.8	2.8	100.0
	Total	181	100.0	100.0	

Que 20 - The institution provides multiple opportunities to learn and grow.

		Frequency	Percent	Valid Percent	Cumulative Percent
Valid	Strongly agree	78	43.1	43.1	43.1
	Agree	90	49.7	49.7	92.8
	Neutral	11	6.1	6.1	98.9
	Disagree	2	1.1	1.1	100.0
	Total	181	100.0	100.0	


Co-ordinator
IQAC

Internal Quality Assurance Cell
Samarth Mahavidyalaya, Lakhani
Distt. - Bhandara.


Dr. D. D. Kapse
Off. Principal
Samarth Mahavidyalaya, Lakhani
Distt. Bhandara, 441804

Que 21 - Teachers inform you about your expected competencies, course outcomes and programme outcomes.

		Frequency	Percent	Valid Percent	Cumulative Percent
Valid	Every time	130	71.8	71.8	71.8
	Usually	27	14.9	14.9	86.7
	sometimes	20	11.0	11.0	97.8
	Never	4	2.2	2.2	100.0
	Total	181	100.0	100.0	

Que 22 - Your mentor teacher does a necessary follow-up with an assigned task to you.


		Frequency	Percent	Valid Percent	Cumulative Percent
Valid	Every time	132	72.9	72.9	72.9
	Usually	25	13.8	13.8	86.7
	Rarely	17	9.4	9.4	96.1
	I dont have a mentor	7	3.9	3.9	100.0
	Total	181	100.0	100.0	

Que 23 - The teachers illustrate the concepts through examples and applications while teaching.

		Frequency	Percent	Valid Percent	Cumulative Percent
Valid	Every time	141	77.9	77.9	77.9
	Usually	38	21.0	21.0	98.9
	Rarely	1	.6	.6	99.4
	Never	1	.6	.6	100.0
	Total	181	100.0	100.0	

Que 24 - The teachers identify your strengths and encourage you with providing right level of challenges.

		Frequency	Percent	Valid Percent	Cumulative Percent
Valid	Fully	127	70.2	70.2	70.2
	Partially	27	14.9	14.9	85.1
	Slightly	24	13.3	13.3	98.3
	Unable to	3	1.7	1.7	100.0
	Total	181	100.0	100.0	



Co-ordinator
IQAC

Internal Quality Assurance Cell
Samarth Mahavidyalaya, Lakhani
Dist. Bhandara.



Dr. D. D. Kapse
Off. Principal

Samarth Mahavidyalaya, Lakhani
Dist. Bhandara, 441804

Que 25 - Teachers are able to identify your weaknesses and help you to overcome them.

		Frequency	Percent	Valid Percent	Cumulative Percent
Valid	Every time	126	69.6	69.6	69.6
	Usually	34	18.8	18.8	88.4
	Rarely	11	6.1	6.1	94.5
	Never	10	5.5	5.5	100.0
	Total	181	100.0	100.0	

Que 26 - The institution makes effort to engage students in the monitoring, review and continuous quality improvement of the teaching learning process.

		Frequency	Percent	Valid Percent	Cumulative Percent
Valid	Strongly agree	75	41.4	41.4	41.4
	Agree	92	50.8	50.8	92.3
	Neutral	10	5.5	5.5	97.8
	Disagree	4	2.2	2.2	100.0
	Total	181	100.0	100.0	

Que 27 - The institute / teachers use student centric methods, such as experiential learning, participative learning and problem solving methodologies for enhancing learning experiences.

		Frequency	Percent	Valid Percent	Cumulative Percent
Valid	To a great extent	90	49.7	49.7	49.7
	Moderate	76	42.0	42.0	91.7
	Some What	10	5.5	5.5	97.2
	Not at all	5	2.8	2.8	100.0
	Total	181	100.0	100.0	


Que 28 - Teachers encourage you to participate in extracurricular activities.

		Frequency	Percent	Valid Percent	Cumulative Percent
Valid	Strongly agree	103	56.9	56.9	56.9
	Agree	64	35.4	35.4	92.3
	Neutral	8	4.4	4.4	96.7
	Disagree	6	3.3	3.3	100.0
	Total	181	100.0	100.0	



Co-ordinator
IQAC

Internal Quality Assurance Cell
Samarth Mahavidyalaya, Lakhani
Distt. Bhandara


Dr. D. D. Kapse
Off. Principal

Samarth Mahavidyalaya, Lakhani
Distt. Bhandara, 441504

Que 29 - Efforts are made by the institute / teachers to inculcate soft skills, life skills and employability skills to make you ready for the world of work.

	Frequency	Percent	Valid Percent	Cumulative Percent
Valid To a great extent	126	69.6	69.6	69.6
Moderate	33	18.2	18.2	87.8
Very little	21	11.6	11.6	99.4
Not at all	1	.6	.6	100.0
Total	181	100.0	100.0	

Que 30 - Teachers use ICT tools such as LCD projector, Multimedia, etc. while teaching.

	Frequency	Percent	Valid Percent	Cumulative Percent
Valid Always	79	43.6	43.6	43.6
Rarely	74	40.9	40.9	84.5
Some time	16	8.8	8.8	93.4
Not et all	12	6.6	6.6	100.0
Total	181	100.0	100.0	

Que 31 - The overall quality of teaching learning process in your institute is very good, you will

	Frequency	Percent	Valid Percent	Cumulative Percent
Valid Agree	137	75.7	75.7	75.7
Neutral	38	21.0	21.0	96.7
Disagree	3	1.7	1.7	98.3
Not at all	3	1.7	1.7	100.0
Total	181	100.0	100.0	

Que 32 - Do the teachers take classes according to time table ?

	Frequency	Percent	Valid Percent	Cumulative Percent
Valid Always	148	81.8	81.8	81.8
Rarely	22	12.2	12.2	93.9
Some time	8	4.4	4.4	98.3
Not at all	3	1.7	1.7	100.0
Total	181	100.0	100.0	


Co-ordinator

IQAC

Internal Quality Assurance Cell
Samarth Mahavidyalaya Lakhani
Distt. - Bhandara.


Dr. D. D. Kapse
Off. Principal

Samarth Mahavidyalaya, Lakhani
Distt. Bhandara, 441804

Que 33 - Do the teacher take class according to time schedule allotted ?


	Frequency	Percent	Valid Percent	Cumulative Percent
Valid Always	149	82.3	82.3	82.3
Rarely	25	13.8	13.8	96.1
Some time	6	3.3	3.3	99.4
Not at all	1	.6	.6	100.0
Total	181	100.0	100.0	

Que 34 - Do the teacher conduct regular unit test ?

	Frequency	Percent	Valid Percent	Cumulative Percent
Valid Always	143	79.0	79.0	79.0
Rarely	22	12.2	12.2	91.2
Some time	15	8.3	8.3	99.4
Not at all	1	.6	.6	100.0
Total	181	100.0	100.0	

Que 35 - Do the teacher provide you notes ?

	Frequency	Percent	Valid Percent	Cumulative Percent
Valid Almost all	137	75.7	75.7	75.7
On specific topic	33	18.2	18.2	93.9
Not at all	4	2.2	2.2	96.1
On examination based	7	3.9	3.9	100.0
Total	181	100.0	100.0	


Co-ordinator
IQAC

Internal Quality Assurance Cell
Samarth Mahavidyalaya Lakhani
Distt- Bhandara.


Dr. D. U. Kapse
Off. Principal
Samarth Mahavidyalaya, Lakhani
Distt. Bhandara, 441804